




NATIONAL BUREAU OF STATISTICS

Telecoms Data: Active Voice and Internet per State, Porting and Tariff Information

(Q2, Q3 & Q4 2021)

Report Date: February 2022

Data Source: National Bureau of Statistics (NBS)



CONTENT

Executive Summary	3
Telecoms Data Q2, Q3 & Q4 2021 by Zones	4
Active Voice Subscription by Network	25
Active Internet Subscription by Network	26
Porting Activities By Network	27
Methodology	29
Appendix	30
Contact	38



EXECUTIVE SUMMARY

Telecoms figures for Q2 2021 show that a total of 187,611,501 subscribers were active on voice as against 196,242,456 in Q2 2020. This represents a 4.40% decrease in voice subscriptions Year-on-Year. Quarter-on-Quarter growth was -2.50%.

Similarly, a total of 140,175,169 subscribers were active on the internet as against 143,636,816 in Q2 2020. This represents a 2.41% decrease in internet subscriptions Year-on-Year. Lagos State had the highest number of subscribers in terms of active voice per state in Q2 2021, followed by Kano State and Ogun State, while Bayelsa and Ebonyi States had the least number of subscribers.

In Q3 2021, a total of 190,854,069 subscribers were active on voice as against 205,252,058 in Q3 2020. This represents a 7.01% decrease in voice subscriptions Year-on-Year. Quarter-on-Quarter growth was 1.73%. A total of 140,275,459 subscribers were active on the internet as against 151,512,122 in Q3 2020. This represents a 7.42% decrease in internet subscriptions Year-on-Year. Lagos State had the highest number of subscribers in terms of active voice per state in Q3 2021, followed by Kano State and Ogun State, while Bayelsa and Ebonyi States had the least number of subscribers.

In Q4 2021, a total of 195,463,898 subscribers were active on voice as against 204,601,313 in Q4 2020. This represents a 4.47% decrease in voice subscriptions Year-on-Year. Quarter-on-Quarter growth was 2.42%.

Similarly, a total of 141,971,560 subscribers were active on the internet as against 154,301,195 in Q4 2020. This represents a 7.99% decrease in internet subscriptions Year-on-Year. Lagos State had the highest number of subscribers in terms of active voice per state in Q4 2021, followed by Kano State and Ogun State, while Bayelsa and Ebonyi States had the least number of subscribers. However, MTN had the highest share of subscriptions in Q2, Q3, and Q4 2021.

Active Subscriptions South East Zone Q2, 2021



PROVIDER

Active Voice (Value)

9,471,451

MTN



Active Internet VALUE)

7,401,631

3,466,439

GLO



2,582,650

4,438,879

AIRTEL



3,119,853

1,260,403

EMTS



609,152

—

IPNX



—

—

MTN FIXED



—

—

21ST CENT



—

—

GLO FIXED



—

9,979

SMILE



12,055

—

NTEL



—

18,647,151

TOTAL





13,725,341














Active Subscriptions South South Zone

Q2, 2021

	PROVIDER	
Active Voice (Value)	MTN	Active Internet VALUE)
10,887,400		8,731,752
9,160,552	GLO	6,715,786
6,816,451	AIRTEL	4,963,577
1,650,814	EMTS	820,430
49	IPNX	238
463	MTN FIXED	93
190	21ST CENT	56
37	GLO FIXED	—
34,840	SMILE	55,903
327	NTEL	5,176
28,551,123	TOTAL	21,293,011
		

Active Subscriptions South West Zone Q2, 2021



Active Voice (Value)	PROVIDER	Active Internet VALUE)
19,873,918	MTN 	16,316,415
17,141,244	GLO 	13,086,634
13,876,201	AIRTEL 	10,300,090
4,386,090	EMTS 	2,316,395
997	IPNX 	6,806
3,364	MTN FIXED 	1,398
93,596	21ST CENT 	2,499
2,858	GLO FIXED 	—
91,091	SMILE 	140,645
1,131	NTEL 	13,296
55,470,490	TOTAL 	42,184,178

Active Subscriptions North Central Zone

Q2, 2021



PROVIDER

Active Voice (Value)

9,920,701

MTN



Active Internet VALUE)

8,193,565

GLO



12,506,386

9,519,259

AIRTEL



8,027,556

5,765,817

EMTS



2,390,030

1,170,545

IPNX



160

811

MTN FIXED



3,334

233

21ST CENT



558

54

GLO FIXED



288

—

SMILE



43,879

55,795

NTEL



619

13,087

TOTAL














32,893,511

24,719,166

Active Subscriptions North West Zone Q2, 2021



PROVIDER

Active Voice (Value)	PROVIDER	Active Internet VALUE)
16,506,736	MTN 	13,413,917
5,525,191	GLO 	4,236,398
10,733,880	AIRTEL 	7,366,485
2,565,624	EMTS 	935,561
5	IPNX 	—
4	MTN FIXED 	—
—	21ST CENT 	—
1	GLO FIXED 	—
48,184	SMILE 	52,111
—	NTEL 	—
35,379,625	TOTAL 	26,004,472

Active Subscriptions North East Zone Q2, 2021



PROVIDER

Active Voice (Value)

Active Internet VALUE)

6,910,986



5,537,611

2,330,728



1,735,239

6,772,756



4,720,083

655,131



256,068

—



—

—



—

—



—

—



—

—



—

—



—












16,669,601



12,249,001

Active Subscriptions Total Q2, 2021



PROVIDER		
Active Voice (Value)	MTN 	Active Internet VALUE)
73,571,192		59,594,891
50,130,540	GLO 	37,875,966
50,665,723	AIRTEL 	36,235,905
12,908,092	EMTS 	6,108,151
1,211	IPNX 	7,855
7,165	MTN FIXED 	1,724
94,344	21ST CENT 	2,609
3,184	GLO FIXED 	—
227,973	SMILE 	316,509
2,077	NTEL 	31,559
187,611,501	TOTAL 	140,175,169

Active Subscriptions South East Zone

Q3, 2021



PROVIDER

Active Voice (Value)

8,875,877

MTN



Active Internet VALUE)

6,909,404

GLO



4,251,398

2,944,396

4,501,641

AIRTEL



3,196,824

1,281,742

EMTS



603,860

—

IPNX



—

—

MTN FIXED



—

—

21ST CENT



—

—

GLO FIXED



—

9,576

SMILE



11,464

—

NTEL



—

18,920,234.00

TOTAL



13,665,948

Active Subscriptions South South Zone

Q3, 2021



PROVIDER

Active Voice (Value)

10,185,010

MTN



Active Internet VALUE)

8,150,712

GLO



9,317,629

6,628,612

AIRTEL



6,839,333

5,004,566

EMTS



1,641,860

779,796

IPNX



50

347

MTN FIXED



464

92

21ST CENT



190

56

GLO FIXED



36

—

SMILE



34,512

55,215

NTEL



340

5,131

TOTAL



28,019,424

20,624,527

Active Subscriptions South West Zone

Q3, 2021



PROVIDER

Active Voice (Value)

Active Internet VALUE)

18,843,966



15,441,489

17,066,909



13,071,913

14,041,141



10,442,180

4,386,159



2,249,520

1,155



8,595

3,371



99

94,256



2,492

2,386



—

89,933



137,079

1,091



11,931

54,530,367



41,365,298

Active Subscriptions North Central Zone

Q3, 2021



PROVIDER

Active Voice (Value)

11,788,511

MTN



Active Internet VALUE)

9,470,249

GLO



9,416,233

12,748,584

AIRTEL



5,873,744

8,049,674

EMTS



1,147,605

2,420,154

IPNX



1,126

197

MTN FIXED



115

3,438

21ST CENT



54

559

GLO FIXED



288

SMILE



55,069

43,399

NTEL



12,274

604

TOTAL



25,976,469

35,055,408

Active Subscriptions North West Zone

Q3, 2021



PROVIDER

Active Voice (Value)

16,015,758

MTN



Active Internet VALUE)

12,381,812

GLO



6,701,012

4,882,248

AIRTEL



10,742,387

7,330,901

EMTS



2,598,021

883,620

IPNX



6

—

MTN FIXED



4

—

21ST CENT



—

—

GLO FIXED



1

—

SMILE



47,299

51,641

NTEL



—

—

TOTAL



36,104,488

25,530,222

Active Subscriptions North East Zone Q3, 2021



PROVIDER

Active Voice (Value)

Active Internet VALUE)

7,857,804



6,058,576

2,849,458



1,958,841

6,861,389



4,858,596

655,497



236,982

—



—

—



—

—



—

—



—

—



—

—



—












18,224,148



13,112,995

Active Subscriptions Total Q3, 2021



Active Voice (Value)	PROVIDER	Active Internet VALUE)
73,566,926	MTN 	58,412,242
52,934,990	GLO 	38,902,243
51,035,565	AIRTEL 	36,706,811
12,983,433	EMTS 	5,901,383
1,408	IPNX 	10,068
7,277	MTN FIXED 	306
95,005	21ST CENT 	2,602
2,711	GLO FIXED 	—
224,719	SMILE 	310,468
2,035	NTEL 	29,336
190,854,069	TOTAL 	140,275,459

Active Subscriptions South East Zone

Q4, 2021



PROVIDER

Active Voice (Value)

8,870,413

MTN



Active Internet VALUE)

6,934,365

4,375,471

GLO



2,909,749

4,691,207

AIRTEL



3,215,955

1,272,780

EMTS



596,752

—

IPNX



—

—

MTN FIXED



—

—

21ST CENT



—

—

GLO FIXED



—

9,373

SMILE



11,222

—

NTEL



—

19,219,244

TOTAL



13,668,043

Active Subscriptions South South Zone

Q4, 2021



PROVIDER

Active Voice (Value)

10,329,789

MTN



Active Internet VALUE)

8,331,357

9,635,414

GLO



6,706,763

7,089,215

AIRTEL



4,980,705

1,611,387

EMTS



750,664

47

IPNX



310

463

MTN FIXED



86

190

21ST CENT



56

36

GLO FIXED



—

35,075

SMILE



55,714

398

NTEL



5,057

28,702,014

TOTAL



20,830,712

Active Subscriptions South West Zone

Q4, 2021



PROVIDER

Active Voice (Value)

19,039,487

MTN



Active Internet VALUE)

15,730,297

17,628,681

GLO



13,232,925

14,658,484

AIRTEL



10,397,523

4,313,221

EMTS



2,195,848

968

IPNX



7,725

3,447

MTN FIXED



64

94,291

21ST CENT



2,480

2,397

GLO FIXED



90,937

SMILE



137,898

1,186

NTEL



10,970

55,833,099

TOTAL



41,715,730

Active Subscriptions North Central Zone

Q4, 2021



PROVIDER

Active Voice (Value)

11,964,189

MTN



Active Internet VALUE)

9,700,425

13,184,729

GLO



9,610,046

8,583,001

AIRTEL



6,100,539

2,389,747

EMTS



1,113,953

214

IPNX



1,166

3,473

MTN FIXED



123

559

21ST CENT



54

287

GLO FIXED



43,703

SMILE



55,122

679

NTEL



11,772

36,170,581

TOTAL



26,593,200

Active Subscriptions North West Zone

Q4, 2021



PROVIDER

Active Voice (Value)

Active Internet VALUE)

15,409,539

MTN



11,842,072

6,995,480

GLO



5,017,973

11,444,362

AIRTEL



7,613,925

2,544,806

EMTS



854,698

8

IPNX



—

4

MTN FIXED



—

—

21ST CENT



—

1

GLO FIXED



—

47,897

SMILE



54,718

—

NTEL



—

36,442,097

TOTAL



25,383,386

Active Subscriptions North East Zone

Q4, 2021



PROVIDER

Active Voice (Value)

Active Internet VALUE)

7,981,265

MTN



6,273,912

2,997,578

GLO



2,047,813

7,460,617

AIRTEL



5,217,977

657,403

EMTS



240,787

—

IPNX



—

—

MTN FIXED



—

—

21ST CENT



—

—

GLO FIXED



—

—

SMILE



—

—

NTEL



—

19,096,863

TOTAL



13,780,489

Active Subscriptions Total Q4, 2021



PROVIDER

Active Voice (Value)

73,594,682

MTN



Active Internet VALUE)

58,812,428

54,817,353

GLO



39,525,269

53,926,886

AIRTEL



37,526,624

12,789,344

EMTS



5,752,702

1,237

IPNX



9,201

7,387

MTN FIXED



273

95,040

21ST CENT



2,590

2,721

GLO FIXED



226,985

SMILE



314,674

2,263

NTEL



27,799

195,463,898

TOTAL



141,971,560

TELECOMS DATA – Q2, Q3 & Q4 2021

ACTIVE SUBSCRIPTION BY NETWORK



Active subscribers for telephony services by operators

Second Quarter

Airtel	9mobile	Globacom	MTN
50,665,723	12,908,092	50,130,540	73,571,192
Total	→ 187,611,501		

Third Quarter

Airtel	9mobile	Globacom	MTN
51,035,565	12,983,433	52,934,990	73,566,926
Total	→ 190,854,069		

Fourth Quarter

Airtel	9mobile	Globacom	MTN
53,926,886	12,789,344	54,817,353	73,594,682
Total	→ 195,463,898		

TELECOMS DATA – Q2, Q3 & Q4 2021

ACTIVE SUBSCRIPTION BY NETWORK



Active subscribers for data (internet) services by operators

Second Quarter

Mobile (GSM)	Mobile (CDMA)	Fixed Wired	VoIP
139,814,913	—	12,188	348,068
Total	140,175,169		

Third Quarter

Mobile (GSM)	Mobile (CDMA)	Fixed Wired	VoIP
139,922,679	—	12,976	339,804
Total	140,275,459		

Fourth Quarter

Mobile (GSM)	Mobile (CDMA)	Fixed Wired	VoIP
141,617,023	—	12,064	342,473
Total	141,971,560		

TELECOMS DATA – Q2, Q3 & Q4 2021

PORTING ACTIVITIES BY NETWORK



Incoming porting activities by Network

Second Quarter

Airtel	9mobile	Globacom	MTN
360	191	—	65
Total	→ 616		

Third Quarter

Airtel	9mobile	Globacom	MTN
909	224	—	1,354
Total	→ 2,487		

Fourth Quarter

Airtel	9mobile	Globacom	MTN
495	212	173	948
Total	→ 1,828		

TELECOMS DATA – Q2, Q3 & Q4 2021

PORTING ACTIVITIES BY NETWORK



Outgoing porting activities by Network

Second Quarter

Airtel	9mobile	Globacom	MTN
101	323	172	106

Total → 702

Third Quarter

Airtel	9mobile	Globacom	MTN
376	1,238	306	365

Total → 2,285

Fourth Quarter

Airtel	9mobile	Globacom	MTN
28	969	93	242

Total → 1,332



METHODOLOGY

Data is provided by the Nigerian Communications Commission (NCC) and verified and validated by the National Bureau of Statistics (NBS)

APPENDIX

ACTIVE VOICE SUBSCRIPTIONS PER STATE AS AT JUNE Q2, 2021

Total Number of Active Voice Subscriptions Per State											Active Voice Q2, 2020		Active Voice Q1, 2021			
STATE	Mobile (GSM)				IPNX	MTN FIXED	21ST CENT	GLO FIXED	VOIP		Sub-Total	All Network	YoY %	All Network	QOQ %	
	MTN	GLO	AIRTEL	EMTS					SMILE	NTEL						
ABIA	1,779,816	558,442	906,544	325,885							3,570,687	3,732,768	- 4.3	3,524,657	1.31	
ADAMAWA	1,593,857	581,398	1,195,320	131,193							3,501,768	3,545,582	- 1.2	3,376,618	3.71	
AKWA I BOM	1,426,002	683,580	1,240,990	241,908							3,592,480	3,704,952	- 3.0	3,565,282	0.76	
ANAMBRA	2,780,179	801,037	1,270,358	356,920					9,979		5,218,473	5,441,765	- 4.1	5,115,613	2.01	
BAUCHI	907,837	488,019	1,226,395	169,206							2,791,457	3,897,442	- 28.4	3,711,283	- 24.78	
BAYELSA	569,159	496,501	292,449	56,539							1,414,648	1,393,319	1.5	1,417,927	- 0.23	
BENUE	1,500,231	2,059,292	1,178,532	319,750							5,057,805	4,792,255	5.5	5,060,381	- 0.05	
BORNO	1,342,977	408,161	1,748,595	129,218							3,628,951	4,006,368	- 9.4	3,584,766	1.23	
CROSS RIVER	1,106,941	596,871	729,248	212,453		1					2,645,514	2,731,138	- 3.1	2,623,657	0.83	
DELTA	2,678,576	2,239,885	1,717,318	225,828					5,804		6,867,411	6,312,610	8.8	6,769,859	1.44	
EBONYI	762,175	320,914	543,750	70,714							1,697,553	1,762,208	- 3.7	1,705,810	- 0.48	
EDO	2,131,262	3,392,731	1,231,050	252,226				4	10,715		7,017,988	6,575,267	6.7	7,068,631	- 0.72	
EKITI	1,079,811	346,086	320,251	26,466							1,772,614	1,656,579	7.0	1,849,192	- 4.14	
ENUGU	1,846,443	1,042,639	869,200	248,055							4,006,337	3,937,669	1.7	3,951,272	1.39	
FCT	2,501,293	3,290,733	1,803,119	768,850	160	3,334	558	288	43,879	582	8,412,796	8,518,591	- 1.2	8,749,308	- 3.85	
GOMBE	1,234,938	406,356	704,817	82,952							2,429,063	2,589,786	- 6.2	2,434,252	- 0.21	
IMO	2,302,838	743,407	849,027	258,829							4,154,101	4,335,914	- 4.2	4,123,958	0.73	
JIGAWA	1,356,311	187,444	831,529	134,678							2,509,962	2,648,161	- 5.2	2,407,074	4.27	
KADUNA	2,273,468	1,925,832	2,725,143	668,804					1	48,184	7,641,432	8,591,911	- 11.1	8,608,198	- 11.23	
KANO	5,988,579	849,741	3,630,253	994,549	5	4					11,463,131	13,579,399	- 15.6	10,987,035	4.33	
KATSINA	2,441,924	1,196,613	1,392,769	195,068							5,226,374	5,636,428	- 7.3	5,096,874	2.54	
KEBBI	1,404,426	549,172	735,106	126,678							2,815,382	3,061,400	- 8.0	2,722,898	3.40	
KOGI	669,878	2,147,194	548,449	152,442							3,517,963	3,659,535	- 3.9	4,056,807	- 13.28	
KWARA	1,869,783	1,199,118	1,151,072	202,336							4,422,309	4,124,984	7.2	4,496,801	- 1.66	
LAGOS	7,473,934	6,250,231	6,292,562	2,889,148	989	3,362	93,596	2,857	55,217	1,088	23,062,984	23,480,799	- 1.8	23,247,293	- 0.79	
NASSARAWA	1,000,699	1,248,100	967,591	323,188						21	3,539,599	3,955,483	- 10.5	3,876,828	- 8.70	
NIGER	906,586	1,576,940	1,532,524	418,520						16	4,434,586	6,284,938	- 29.4	6,418,855	- 30.91	
OGUN	4,181,199	3,212,126	3,124,297	878,030						43	11,395,695	11,111,610	2.6	11,313,659	0.73	
ONDO	1,917,266	1,753,045	725,255	64,302							4,459,868	4,146,442	7.6	4,530,917	- 1.57	
OSUN	2,145,112	1,574,170	911,398	102,653							4,733,333	4,169,732	13.5	4,708,670	0.52	
OYO	3,076,596	4,005,586	2,502,438	425,491	8	2			1	35,874	10,045,996	10,037,058	0.1	10,095,656	- 0.49	
PLATEAU	1,472,231	985,009	846,269	204,944							3,508,453	3,837,398	- 8.6	3,732,823	- 6.01	
									# # # # # # # # #							
RIVERS	2,975,460	1,750,984	1,605,396	661,860	49	462			18,321	327	7,013,082	7,045,759	- 0.5	6,930,368	1.19	
SOKOTO	1,772,827	516,049	674,590	308,841							3,272,307	3,933,303	- 16.8	3,215,534	1.77	
TARABA	604,917	310,050	889,109	106,747							1,910,823	2,625,486	- 27.2	2,565,778	- 25.53	
YOBE	1,226,460	136,744	1,008,520	35,815							2,407,539	2,611,607	- 7.8	2,591,648	- 7.10	
ZAMFARA	1,269,201	300,340	744,490	137,006							2,451,037	2,766,810	- 11.4	2,177,431	12.57	
TOTAL	73,571,192	50,130,540	50,665,723	12,908,092	1,211	7,165	94,344	3,184	227,973	2,077	187,611,501	196,242,456	- 4.4	192,413,613	- 2.50	

ACTIVE INTERNET SUBSCRIPTIONS PER STATE AS AT JUNE Q2, 2021

Total Number of Active Internet Subscriptions Per State

Active Internet Q2, 2020

Active Voice Q1, 2021

STATE	Mobile (GSM)							VOIP			Sub Total	Active Internet Q2, 2020		Active Voice Q1, 2021	
	MTN	GLO	AIRTEL	EMTS	IPNX	MTN FIXED	21ST CENT	SMILE	NTEL	All Network		%	All Network	%	
ABIA	1,399,733	420,891	649,510	170,214						2,640,348	2,752,089	- 4.06	2,619,982	0.78	
ADAMAWA	1,271,909	441,734	823,843	53,342						2,590,828	2,581,843	0.35	2,564,101	1.04	
AKWA IBOM	1,131,150	495,124	910,896	118,250						2,655,420	2,721,649	- 2.43	2,646,018	0.36	
ANAMBRA	2,193,544	596,580	891,336	174,672				12,055		3,868,187	3,944,579	- 1.94	3,744,207	3.31	
BAUCHI	768,260	370,744	872,852	66,492						2,078,348	2,835,921	- 26.71	2,848,236	- 27.03	
BAYELSA	459,930	378,001	205,530	21,367						1,064,828	1,035,840	2.80	1,056,439	0.79	
BENUUE	1,179,243	1,558,931	858,753	151,436						3,748,363	3,498,232	7.15	3,760,718	- 0.33	
BORNO	1,076,749	301,189	1,245,147	48,221						2,671,306	2,809,299	- 4.91	2,723,403	- 1.91	
CROSS RIVER	881,698	448,886	520,382	109,508						1,960,474	2,002,536	- 2.10	1,955,516	0.25	
DELTA	2,137,575	1,649,855	1,252,571	102,580				9,738		5,152,319	4,715,969	9.25	5,042,489	2.18	
EBONYI	574,882	238,842	372,395	30,256						1,216,375	1,230,792	- 1.17	1,242,448	- 2.10	
EDO	1,677,726	2,468,669	893,407	122,026				18,139		5,179,967	4,693,950	10.35	5,174,530	0.11	
EKITI	883,970	279,077	219,456	10,559						1,393,062	1,287,717	8.18	1,453,645	- 4.17	
ENUGU	1,445,381	778,666	608,458	114,130						2,946,635	2,851,430	3.34	2,890,843	1.93	
FCT	2,189,246	2,460,487	1,354,918	416,284	811	233	54	55,795	12,831	6,490,659	6,332,093	2.50	6,620,386	- 1.96	
GOMBE	983,752	288,577	493,848	32,147						1,798,324	1,822,692	- 1.34	1,841,978	- 2.37	
IMO	1,788,091	547,671	598,154	119,880						3,053,796	3,044,503	0.31	3,027,438	0.87	
JIGAWA	1,067,492	140,216	575,905	52,000						1,835,613	1,895,581	- 3.16	1,810,724	1.37	
KADUNA	1,998,562	1,462,737	2,000,478	317,747				52,111		5,831,635	6,474,726	- 9.93	6,632,861	- 12.08	
KANO	5,004,204	654,537	2,467,268	311,684						8,437,693	9,422,543	- 10.45	8,329,251	1.30	
KATSINA	1,898,741	925,536	936,593	71,848						3,832,718	4,015,788	- 4.56	3,811,258	0.56	
KEBBI	1,080,073	417,213	482,398	48,246						2,027,930	2,080,340	- 2.52	2,001,333	1.33	
KOGI	523,772	1,658,692	384,242	69,910						2,636,616	2,735,441	- 3.61	3,056,332	- 13.73	
KWARA	1,479,704	918,798	780,460	96,755						3,275,717	3,053,273	7.29	3,369,495	- 2.78	
LAGOS	6,233,019	4,560,134	4,874,782	1,574,283	6,802	1,387	2,499	95,120	12,924	17,360,950	17,590,263	- 1.30	17,591,255	- 1.31	
NASSARAWA	850,861	949,033	700,013	157,994					193	2,658,094	2,919,698	- 8.96	2,920,492	- 8.98	
NIGER	737,145	1,215,881	1,072,008	178,644					63	3,203,741	4,575,384	- 29.98	4,797,627	- 33.22	
OGUN	3,464,787	2,471,738	2,289,312	457,767					372	8,683,976	8,402,485	3.35	8,694,763	- 0.12	
ONDO	1,549,797	1,395,199	496,558	26,898						3,468,452	3,176,589	9.19	3,514,397	- 1.31	
OSUN	1,717,360	1,226,111	635,061	45,629						3,624,161	3,180,418	13.95	3,594,311	0.83	
OYO	2,467,482	3,154,375	1,784,921	201,259	4	11		45,525		7,653,577	7,599,925	0.71	7,737,404	- 1.08	
PLATEAU	1,233,594	757,437	615,423	99,522						2,705,976	2,874,971	- 5.88	2,886,341	- 6.25	
RIVERS	2,443,673	1,275,251	1,180,791	346,699	238	93	56	28,026	5,176	5,280,003	5,336,367	- 1.06	5,198,185	1.57	
SOKOTO	1,384,780	396,536	417,974	97,742						2,297,032	2,656,399	- 13.53	2,329,133	- 1.38	
TARABA	473,493	229,878	621,252	44,213						1,368,836	1,850,094	- 26.01	1,899,942	- 27.95	
YOBE	963,448	103,117	663,141	11,653						1,741,359	1,756,588	- 0.87	1,968,967	- 11.56	
ZAMFARA	980,065	239,623	485,869	36,294						1,741,851	1,878,809	- 7.29	1,592,746	9.36	
TOTAL	59,594,891	37,875,966	36,235,905	6,108,151	7,855	1,724	2,609	316,509	31,559	140,175,169	143,636,816	- 2.41	144,949,194	- 3.29	

ACTIVE VOICE SUBSCRIPTIONS PER STATE AS AT SEPTEMBER Q3, 2021

Total Number of Active Voice Subscriptions Per State													Active Voice Q3, 2020	Active Voice Q2, 2021	
STATES												YoY	QoQ		
	Mobile (GSM)					VOIP									
STATE	MTN	GLO	AIRTEL	EMTS	IP NX	MTN FIXED	21ST CENT	GLO FIXED	SMILE	NTEL	TOTAL	All Network %	All Network %		
ABIA	1,653,253	636,088	906,216	327,022							3,522,579	3,656,862	- 3.7	3,570,687	- 1.35
ADAMAWA	1,465,410	646,289	1,173,341	131,168							3,416,208	3,593,157	- 4.9	3,501,768	- 2.44
AKWA IBOM	1,313,392	824,094	1,229,513	240,796							3,607,795	3,941,440	- 8.5	3,592,480	- 0.43
ANAMBRA	2,636,343	1,048,709	1,310,457	362,774					9,576		5,367,859	5,846,023	- 8.2	5,218,473	- 2.86
BAUCHI	1,766,240	548,742	1,243,152	168,571							3,726,705	3,800,551	- 1.9	2,791,457	- 33.50
BAYELSA	534,326	484,205	297,997	57,062							1,373,590	1,494,858	- 8.1	1,414,648	- 2.90
BENUE	1,356,535	1,873,050	1,143,518	323,327							4,696,430	4,964,893	- 5.4	5,057,805	- 7.14
BORNO	1,217,191	573,007	1,778,066	129,562							3,697,826	4,000,950	- 7.6	3,628,951	- 1.90
CROSS RIVER	1,016,114	702,392	713,729	215,911	1						2,648,147	2,864,974	- 7.6	2,645,514	- 0.10
DELTA	2,520,741	2,092,473	1,730,084	202,775					5,968		6,552,041	6,663,222	- 1.7	6,867,411	- 4.59
EBONYI	698,712	397,199	528,925	73,106							1,697,942	1,832,928	- 7.4	1,697,553	- 0.02
EDO	2,026,692	3,323,174	1,265,287	255,064				3	10,563		6,880,683	6,901,858	- 0.3	7,017,988	- 1.96
EKITI	995,982	374,615	336,914	24,292							1,731,803	1,821,359	- 4.9	1,772,614	- 2.30
ENUGU	1,730,345	1,149,504	881,258	251,220							4,012,327	4,207,064	- 4.6	4,006,337	- 0.15
FCT	2,689,098	3,524,812	1,845,664	795,168	197	3,438	559	288	43,399	568	8,903,191	9,097,954	- 2.1	8,412,796	- 5.83
GOMBE	1,112,831	447,328	703,561	83,272							2,346,992	2,653,761	- 11.6	2,429,063	- 3.38
IMO	2,157,224	1,019,898	874,785	267,620							4,319,527	4,611,990	- 6.3	4,154,101	- 3.98
IIGAWA	1,258,893	246,013	841,176	135,524							2,481,606	2,582,790	- 3.9	2,509,962	- 1.13
KADUNA	3,067,187	2,114,844	2,797,937	671,782				1	47,299		8,699,050	8,860,107	- 1.8	7,641,432	- 13.84
KANO	5,413,307	1,453,773	3,685,631	1,037,428	6	4					11,590,149	14,420,600	- 19.6	11,463,131	- 1.11
KATSINA	2,194,656	1,270,481	1,343,139	187,926							4,996,202	5,621,511	- 11.1	5,226,374	- 4.40
KEBBI	1,295,082	635,910	721,777	127,717							2,780,486	3,071,261	- 9.5	2,815,382	- 1.24
KOGI	1,113,443	1,975,816	542,866	154,322							3,786,447	3,831,529	- 1.2	3,517,963	- 7.63
KWARA	1,723,805	1,284,513	1,159,044	208,743							4,376,105	4,318,035	- 1.3	4,422,309	- 1.04
LAGOS	7,307,391	6,463,364	6,492,694	2,866,261	1,149	3,368	94,256	2,386	54,245	1,050	23,286,164	25,259,142	- 7.8	23,062,984	- 0.97
NASSARAWA	1,331,829	1,085,460	987,135	324,300						22	3,728,746	4,012,447	- 7.1	3,539,599	- 5.34
NIGER	1,972,076	1,982,865	1,530,485	415,519						14	5,900,959	6,501,616	- 9.2	4,434,588	- 33.07
OGUN	3,973,088	3,264,976	3,124,425	878,475						41	11,241,005	11,821,416	- 4.9	11,395,695	- 1.36
ONDO	1,758,199	1,580,457	714,552	66,138							4,119,346	4,323,061	- 4.7	4,459,868	- 7.64
OSUN	1,993,100	1,408,684	921,465	104,687							4,427,916	4,437,324	- 0.2	4,733,333	- 6.45
OYO	2,816,206	3,974,813	2,451,091	446,326	6	3			35,688		9,724,133	10,468,567	- 7.1	10,045,996	- 3.20
PLATEAU	1,601,725	1,022,068	840,962	198,775							3,663,530	3,825,454	- 4.2	3,508,453	- 4.42
RIVERS	2,773,845	1,891,291	1,602,723	670,252	50	463	190	33	17,981	340	6,957,168	7,470,978	- 6.9	7,013,082	- 0.80
SOKOTO	1,639,554	633,941	674,166	309,680							3,267,341	4,139,690	- 21.3	3,272,307	- 0.46
TARABA	1,171,653	354,809	901,508	107,501							2,535,471	2,684,467	- 5.6	1,910,823	- 32.69
YOBE	1,124,479	279,283	1,061,761	35,423							2,500,946	2,836,502	- 11.8	2,407,539	- 3.88
ZAMFARA	1,147,079	346,050	678,561	127,964							2,299,654	2,811,717	- 18.2	2,451,037	- 6.18
TOTAL	73,566,926	52,934,990	51,035,565	12,983,433	1,408	7,277	95,005	2,711	224,719	2,035	190,854,069	205,252,058	- 7.0	187,611,501	- 1.73

ACTIVE INTERNET SUBSCRIPTIONS PER STATE AS AT SEPTEMBER Q3, 2021

Total Number of Active Internet Subscriptions Per State

STATES	Total Number of Active Internet Subscriptions Per State										Active Internet		Active Internet	
	Mobile (GSM)					VOIP					Sub Total	YoY		QoQ
STATE	MTN	GLO	AIRTEL	EMTS	IPNX	MTN FIXED	21ST CENT	SMILE	NTEL	TOTAL	All Net-work	%	All Net-work	%
ABIA	1,298,791	459,546	655,183	166,144						2,579,664	2,714,952	- 4.98	2,640,348.0	- 2.3
ADAMA-WA	1,142,566	467,383	822,401	49,509						2,481,859	2,653,046	- 6.45	2,590,828.0	- 4.2
AKWA IBOM	1,042,140	531,035	917,624	113,850						2,604,649	2,888,939	- 9.84	2,655,420.0	- 1.9
ANAMBRA	2,065,915	736,175	925,328	174,185				11,464		3,913,067	4,216,622	- 7.20	3,868,187.0	1.2
BAUCHI	1,365,136	382,547	890,325	60,671						2,698,679	2,756,030	- 2.08	2,078,348.0	29.8
BAYELSA	428,573	356,655	214,403	21,066						1,020,697	1,099,572	- 7.17	1,064,828.0	- 4.1
BENUE	1,059,338	1,375,924	854,080	149,361						3,438,703	3,659,830	- 6.04	3,748,363.0	- 8.3
BORNO	957,115	371,584	1,278,938	45,395						2,653,032	2,886,078	- 8.07	2,671,306.0	- 0.7
CROSS RIVER	805,459	475,817	519,572	107,637						1,908,485	2,088,292	- 8.61	1,960,474.0	- 2.7
DELTA	2,008,071	1,568,668	1,256,268	77,986				10,238		4,921,231	5,046,838	- 2.49	5,152,319.0	- 4.5
EBONYI	524,632	256,095	372,273	31,054						1,184,054	1,283,375	- 7.74	1,216,375.0	- 2.7
EDO	1,594,907	2,384,643	915,061	119,132				17,852		5,031,595	5,021,196	0.21	5,179,967.0	- 2.9
EKITI	810,505	298,971	232,759	9,472						1,351,707	1,435,095	- 5.81	1,393,062.0	- 3.0
ENUGU	1,348,664	813,343	620,362	111,695						2,894,064	3,032,645	- 4.57	2,946,635.0	- 1.8
FCT	2,254,577	2,541,710	1,391,275	424,123	1,126	115	54	55,069	12,057	6,680,106	6,835,639	- 2.28	6,490,659.0	2.9
GOMBE	866,377	305,372	497,256	29,842						1,698,847	1,877,065	- 9.49	1,798,324.0	- 5.5
IMO	1,671,402	679,237	623,678	120,782						3,095,099	3,277,212	- 5.56	3,053,796.0	1.4
JIGAWA	959,629	170,905	587,847	46,491						1,764,872	1,856,996	- 4.96	1,835,613.0	- 3.9
KADUNA	2,503,134	1,559,715	2,088,069	305,913				51,641		6,508,472	6,754,213	- 3.64	5,831,635.0	11.6
KANO	4,271,901	1,029,430	2,543,519	307,604						8,152,454	10,262,643	- 20.56	8,437,693.0	- 3.4
KATSINA	1,642,126	947,230	876,437	60,779						3,526,572	4,033,813	- 12.57	3,832,718.0	- 8.0
KEBBI	972,271	453,623	475,969	44,895						1,946,758	2,119,718	- 8.16	2,027,930.0	- 4.0
KOGI	887,902	1,478,883	384,490	67,929						2,819,204	2,885,005	- 2.28	2,636,616.0	6.9
KWARA	1,359,759	971,192	814,356	96,095						3,241,402	3,184,328	1.79	3,275,717.0	- 1.0
LAGOS	6,084,639	4,804,995	4,979,410	1,511,983	8,590	99	2,492	92,236	11,554	17,495,998	19,004,687	- 7.94	17,360,950.0	0.8
NASSARAWA	1,073,978	790,956	729,154	151,902					160	2,746,150	2,981,187	- 7.88	2,658,094.0	3.3
NIGER	1,532,712	1,499,908	1,078,658	166,572					57	4,277,907	4,754,270	- 10.02	3,203,741.0	33.5
OGUN	3,282,916	2,431,972	2,313,506	444,437					377	8,473,208	8,823,880	- 3.97	8,683,976.0	- 2.4
ONDO	1,417,782	1,269,019	492,209	26,405						3,205,415	3,376,431	- 5.06	3,468,452.0	- 7.6
OSUN	1,591,161	1,101,210	646,194	44,709						3,383,274	3,452,125	- 1.99	3,624,161.0	- 6.6
OYO	2,254,486	3,165,746	1,778,102	212,514	5			44,843		7,455,696	7,952,468	- 6.25	7,653,577.0	- 2.6
PLATEAU	1,301,983	757,660	621,731	91,623						2,772,997	2,885,692	- 3.91	2,705,976.0	2.5
RIVERS	2,271,562	1,311,794	1,181,638	340,125	347	92	56	27,125	5,131	5,137,870	5,651,362	- 9.09	5,280,003.0	- 2.7
SOKOTO	1,222,990	456,586	421,501	92,785						2,193,862	2,933,410	- 25.21	2,297,032.0	- 4.5
TARABA	873,071	245,565	649,846	41,680						1,810,162	1,921,117	- 5.78	1,368,836.0	32.2
YOBE	854,311	186,390	719,830	9,885						1,770,416	2,013,097	- 12.06	1,741,359.0	1.7
ZAMFARA	809,761	264,759	337,559	25,153						1,437,232	1,893,254	- 24.09	1,741,851.0	- 17.5
TOTAL	58,412,242	38,902,243	36,706,811	5,901,383	10,068	306	2,602	310,468	29,336	140,275,459	151,512,129	- 7.42	140,175,169.0	0.1

ACTIVE VOICE SUBSCRIPTIONS PER STATE AS AT DECEMBER Q4, 2021

Total Number of Active Voice Subscriptions Per State

STATES	Mobile (GMS)				VOIP							Sub-Total	Active Voice Q4, 2020		Active Voice Q3, 2021	
	MTN	GLO	AIRTEL	EMTS	IPNX	MTN FIXED	21ST CENT	GLO FIXED	SMILE	NTEL	All Network		YoY %	All Network	QoQ %	
ABIA	1,652,557	657,821	935,769	324,702							3,570,849	3,770,386	- 5.3	3,522,579	1.37	
ADAMAWA	1,491,602	668,970	1,289,628	133,682							3,583,882	3,541,854	- 1.2	3,416,208	4.91	
AKWA IBOM	1,315,025	857,810	1,255,459	235,732							3,664,026	3,907,732	- 6.2	3,607,795	1.56	
ANAMBRA	2,634,368	1,089,973	1,384,631	359,429					9,373		5,477,774	5,787,027	- 5.3	5,367,859	2.05	
BAUCHI	1,791,498	572,138	1,368,289	168,391							3,900,316	4,018,380	- 2.9	3,726,705	4.66	
BAYELSA	543,936	513,425	311,980	55,872							1,425,213	1,455,743	- 2.1	1,373,590	3.76	
BENUE	1,368,292	1,897,976	1,207,503	316,231							4,790,002	5,028,385	- 4.7	4,696,430	1.99	
BORNO	1,219,182	608,899	1,852,814	127,476							3,808,371	3,957,750	- 3.8	3,697,826	2.99	
CROSS RIVER	1,038,594	733,356	747,183	213,094		1					2,732,228	2,803,088	- 2.5	2,648,147	3.18	
DELTA	2,582,222	2,141,683	1,818,651	198,513					6,250		6,747,319	6,908,396	- 2.3	6,552,041	2.98	
EBONYI	701,060	406,948	542,799	72,568							1,723,375	1,816,906	- 5.1	1,697,942	1.50	
EDO	2,073,482	3,405,121	1,316,834	249,875				3	10,589		7,055,904	7,094,868	- 0.5	6,880,683	2.55	
EKITI	1,037,745	390,337	362,812	23,519							1,814,413	1,855,044	- 2.2	1,731,803	4.77	
ENUGU	1,731,148	1,175,527	923,340	249,084							4,079,099	4,158,399	- 1.9	4,012,327	1.66	
FCT	2,785,442	3,643,716	1,950,120	778,575	214	3,473	559	287	43,703	627	9,206,716	9,005,131	2.2	8,903,191	3.41	
GOMBE	1,131,528	480,670	798,471	83,960							2,494,629	2,705,775	- 7.8	2,346,992	6.29	
IMO	2,151,280	1,045,202	904,668	266,997							4,368,147	4,526,282	- 3.5	4,319,527	1.13	
JIGAWA	1,267,475	257,562	930,266	134,432							2,589,735	2,556,065	1.3	2,481,606	4.36	
KADUNA	3,077,602	2,215,529	2,976,968	671,858				1	47,897		8,989,855	8,707,184	3.2	8,699,050	3.34	
KANO	5,387,855	1,587,436	4,003,782	1,021,600	8	4					12,000,685	12,669,421	- 5.3	11,590,149	3.54	
KATSINA	1,795,372	1,248,215	1,381,809	185,103							4,610,499	5,694,207	- 19.0	4,996,202	7.72	
KEBBI	1,311,504	665,469	767,782	124,755							2,869,510	2,944,106	- 2.5	2,780,486	3.20	
KOGI	1,130,498	2,005,357	578,090	153,929							3,867,874	3,910,650	- 1.1	3,786,447	2.15	
KWARA	1,712,583	1,330,146	1,192,006	203,470							4,438,205	4,544,581	- 2.3	4,376,105	1.42	
LAGOS	7,441,251	6,659,283	6,871,107	2,818,312	966	3,444	94,291	2,396	54,681	1,133	23,946,864	24,880,677	- 3.8	23,286,164	2.84	
NASSARAWA	1,332,055	1,128,406	1,068,904	322,826						37	3,852,228	4,127,155	- 6.7	3,728,746	3.31	
NIGER	2,024,570	2,124,227	1,679,585	415,093						15	6,243,490	6,526,202	- 4.3	5,900,959	5.80	
OGUN	3,970,712	3,354,153	3,222,251	864,952						53	11,412,121	12,013,461	- 5.0	11,241,005	1.52	
ONDO	1,771,182	1,637,527	756,039	65,451							4,230,199	4,498,770	- 6.0	4,119,346	2.69	
OSUN	1,971,918	1,465,136	939,717	101,066							4,477,837	4,670,500	- 4.1	4,427,916	1.13	
OYO	2,846,679	4,122,245	2,506,558	439,921	2	3		1	36,256		9,951,665	10,448,553	- 4.8	9,724,133	2.34	
PLATEAU	1,610,749	1,054,901	906,793	199,623							3,772,066	3,928,461	- 4.0	3,663,530	2.96	
RIVERS	2,776,530	1,984,019	1,639,108	658,301	47	462	190	33	18,236	398	7,077,324	7,455,105	- 5.1	6,957,168	1.73	
SOKOTO	1,633,373	649,001	748,560	288,137							3,319,071	3,930,658	- 15.6	3,257,341	1.90	
TARABA	1,218,949	375,572	1,004,321	108,548							2,707,390	2,730,679	- 0.9	2,535,471	6.78	
YOBE	1,128,506	291,329	1,147,094	35,346							2,602,275	2,993,929	- 13.1	2,500,946	4.05	
ZAMFARA	936,358	372,268	635,195	118,921							2,062,742	3,029,803	- 31.9	2,299,654	10.30	
TOTAL	73594682	54,817,353	53,926,866	12,789,344	1,237	7,387	95,040	2,721	226,985	2,263	195,463,898	204,601,313	- 4.5	190,854,069	2.42	

ACTIVE INTERNET SUBSCRIPTIONS PER STATE AS AT DECEMBER Q4, 2021

Total Number of Active Internet Subscriptions Per State

STATE	Mobile (GSM)				VOIP						Sub Total	Active Voice Q4, 2020	YoY %	Active Voice Q3, 2021	QoQ %
	MTN	GLO	AI RT	EMTS	IPNX	MTN FIXED	21ST CENT	SMILE	NT EL	All Net-work					
ABIA	1,301,625	470,006	652,770	163,828							2,588,229	2,829,782	- 8.54	2,579,664	0.33
ADAMA-WA	1,181,171	481,683	900,060	51,337							2,614,251	2,699,130	- 3.14	2,481,859	5.33
AKWA IBOM	1,044,115	532,284	893,481	108,010							2,577,890	2,887,310	- 10.72	2,604,649	- 1.03
ANAM-BRA	2,076,977	722,360	946,760	172,572				11,222			3,929,891	4,259,397	- 7.74	3,913,067	0.43
BAUCHI	1,416,181	399,018	973,801	64,195							2,853,195	3,079,663	- 7.35	2,698,679	5.73
BAYELSA	441,510	363,870	219,027	19,684							1,044,091	1,098,220	- 4.93	1,020,697	2.29
BENUE	1,075,829	1,342,056	868,086	138,585							3,424,556	3,721,765	- 7.99	3,438,703	- 0.41
BORNO	970,309	414,121	1,281,605	42,049							2,708,084	2,949,559	- 8.19	2,653,032	2.08
CROSS RIVER	832,225	502,456	529,833	104,645							1,969,159	2,098,989	- 6.19	1,908,485	3.18
DELTA	2,072,929	1,581,641	1,265,023	74,024				10,571			5,004,188	5,283,453	- 5.29	4,921,231	1.69
EBONYI	528,077	242,110	365,147	30,473							1,165,807	1,286,048	- 9.35	1,184,054	- 1.54
EDO	1,651,824	2,349,756	909,773	114,639				17,770			5,043,762	5,174,590	- 2.53	5,031,595	0.24
EKITI	852,544	299,190	248,816	8,575							1,409,125	1,480,281	- 4.81	1,351,707	4.25
ENUGU	1,357,374	807,412	627,180	111,439							2,903,405	3,043,685	- 4.61	2,894,064	0.32
FCT	2,355,868	2,672,873	1,410,482	408,174	1,166	123	54	55,122	11,524		6,915,386	6,883,037	0.47	6,680,106	3.52
GOMBE	898,607	314,673	554,548	30,188							1,798,016	2,007,931	- 10.45	1,698,847	5.84
IMO	1,670,312	667,861	624,098	118,440							3,080,711	3,265,592	- 5.66	3,095,099	- 0.46
JIGAWA	985,467	178,669	643,315	48,500							1,855,951	1,921,171	- 3.39	1,764,872	5.16
KADUNA	2,480,543	1,624,209	2,109,533	310,568				54,718			6,579,571	6,761,284	- 2.69	6,508,472	1.09
KANO	4,279,382	1,157,678	2,701,765	299,593							8,438,418	9,586,316	- 11.97	8,152,454	3.51
KATSINA	1,260,283	897,942	831,813	54,300							3,044,338	4,254,703	- 28.45	3,526,572	- 13.67
KEBBI	994,501	455,517	506,103	42,388							1,998,509	2,147,312	- 6.93	1,946,758	2.66
KOGI	908,050	1,508,707	401,425	65,361							2,883,543	2,959,793	- 2.58	2,819,204	2.28
KWARA	1,360,617	996,400	806,433	91,079							3,254,529	3,420,681	- 4.86	3,241,402	0.40
LAGOS	6,265,770	4,854,421	4,986,545	1,485,622	7,722	64	2,480	92,636	10,631		17,705,891	18,939,488	- 6.51	17,495,998	1.20
NASSA-RAWA	1,081,949	808,161	770,087	150,114						188	2,810,499	3,090,711	- 9.07	2,746,150	2.34
NIGER	1,603,031	1,534,442	1,190,515	168,770						60	4,496,818	4,880,279	- 7.86	4,277,907	5.12
OGUN	3,305,958	2,500,077	2,278,752	428,805						339	8,513,931	9,088,658	- 6.32	8,473,208	0.48
ONDO	1,434,524	1,257,325	512,650	25,413							3,229,912	3,526,791	- 8.42	3,205,415	0.76
OSUN	1,579,897	1,121,040	636,156	41,143							3,378,236	3,634,057	- 7.04	3,383,274	- 0.15
OYO	2,291,604	3,200,872	1,734,604	206,290	3			45,262			7,478,635	8,045,870	- 7.05	7,455,696	0.31
PLATEAU	1,315,081	747,407	653,511	91,870							2,807,869	3,063,981	- 8.36	2,772,997	1.26
RIVERS >	2,288,754	1,376,756	1,163,568	329,662	310	86	56	27,373	5,057		5,191,622	5,670,304	- 8.44	5,137,870	1.05
SOKOTO	1,214,857	445,819	467,587	83,554							2,211,817	2,888,076	- 23.42	2,193,862	0.82
TARABA	929,742	250,324	720,768	42,605							1,943,439	2,019,835	- 3.78	1,810,162	7.36
YOBE	877,902	187,994	787,195	10,413							1,863,504	2,209,854	- 15.67	1,770,416	5.26
ZAMFARA	627,039	258,139	353,809	15,795							1,254,782	2,143,599	- 41.46	1,437,232	- 12.69
TOTAL	58,812,428	39,525,269	37,526,624	5,752,702	9,201	273	2,590	314,674	27,799		141,971,560	154,301,195	- 7.99	140,275,459	1.21

Q2,Q3,Q4 Porting

Incoming	
Q2 2021	
Airtel	360
9mobile	191
Globacom	
MTN	65
TOTAL	616
Outgoing	
Q2 2021	
Airtel	101
9mobile	323
Globacom	172
MTN	106
TOTAL	702

Incoming	
Q3 2021	
Airtel	909
9mobile	224
Globacom	
MTN	1,354
TOTAL	2,487
Outgoing	
Q3 2021	
Airtel	376
9mobile	1,238
Globacom	306
MTN	365
TOTAL	2,285

Incoming	
Q4 2021	
Airtel	495
9mobile	212
Globacom	173
MTN	948
TOTAL	1,828
Outgoing	
Q4 2021	
Airtel	28
9mobile	969
Globacom	93
MTN	242
TOTAL	1,332

CONTACT



National Bureau of Statistics

Head Office

Plot 762 Independence Avenue,
Central Business District, Garki
Abuja.

Sunday J. Ichedi

Information Desk

Head, Communication & Public
Relations Department (C&PRD)
Phone: +2348037051701
sjichedi@nigerianstat.gov.ng

Moses Mathew

Statistical Information Officer

Phone: +2347069071157
matmoses@nigerianstat.gov.ng

Nuhu Joseph Waney II

Chief of Protocol

Phone: +2348037020063
jwnuhu@nigerianstat.gov.ng



@nbs_nigeria



NBSNigeria



nbs_nigeria

